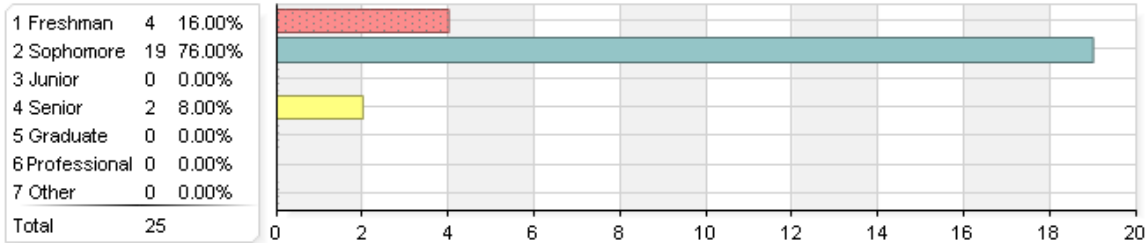


2015 Fall Teacher Course Evaluation	
Raters	Students
Responded	25
Invited	53
Response Ratio	47.17%

Classification



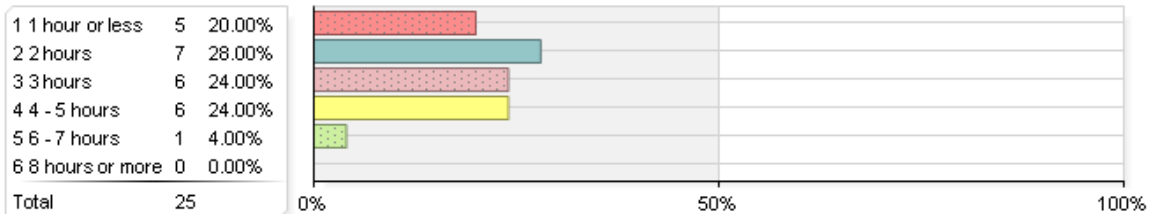
Question	Course			Department (B&E Economics)			College (Business & Economics)			University		
	Mean	Response Count	Standard Deviation	Mean	Response Count	Standard Deviation	Mean	Response Count	Standard Deviation	Mean	Response Count	Standard Deviation
Classification	2.00	25	0.71	3.02	1426	1.15	3.38	5511	1.08	2.81	62663	1.41

Main reason for taking this course



Question	Course			Department (B&E Economics)			College (Business & Economics)			University		
	Mean	Response Count	Standard Deviation	Mean	Response Count	Standard Deviation	Mean	Response Count	Standard Deviation	Mean	Response Count	Standard Deviation
Main reason for taking this course	2.00	25	0.41	2.05	1422	0.42	2.07	5499	0.38	1.94	62603	0.60

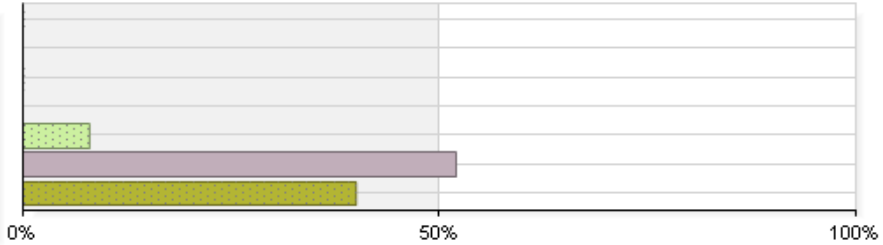
Hours per week spent on the course (excluding class time)



Question	Course			Department (B&E Economics)			College (Business & Economics)			University		
	Mean	Response Count	Standard Deviation	Mean	Response Count	Standard Deviation	Mean	Response Count	Standard Deviation	Mean	Response Count	Standard Deviation
Hours per week spent on the course (excluding class time)	2.64	25	1.19	2.77	1427	1.21	2.73	5510	1.30	2.77	62636	1.35

Expected grade in this course

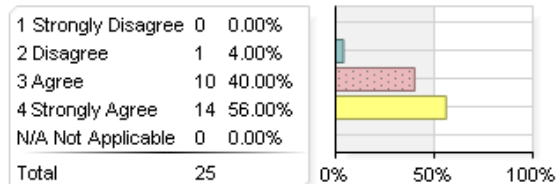
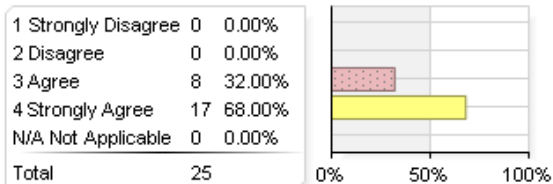
1 Pass or audit	0	0.00%
2 I	0	0.00%
3 E/Fail	0	0.00%
4 D	0	0.00%
5 C	2	8.00%
6 B	13	52.00%
7 A	10	40.00%
Total	25	



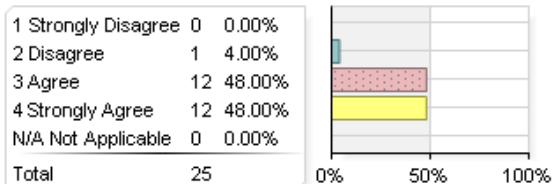
Question	Course			Department (B&E Economics)			College (Business & Economics)			University		
	Mean	Response Count	Standard Deviation	Mean	Response Count	Standard Deviation	Mean	Response Count	Standard Deviation	Mean	Response Count	Standard Deviation
Expected grade in this course	6.32	25	0.63	6.29	1427	0.86	6.34	5512	0.84	6.37	62624	1.05

Course Items in chart form

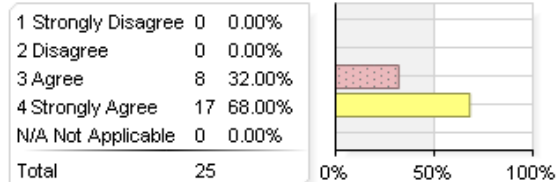
1. At the beginning of the course, the instructor outlined in reasonable detail course material and grading procedures. 2. The textbook(s) contributed to my understanding of the subject.



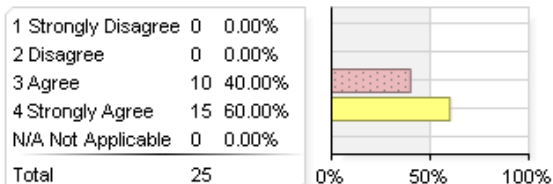
3. The assignments (supplemental reading, homework, reports, etc.) helped me to understand the subject.



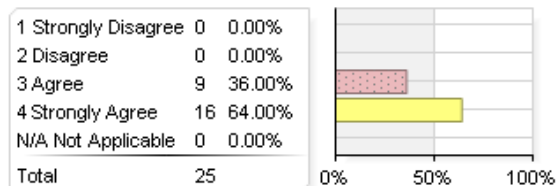
4. Examinations reflected what was taught in the course.



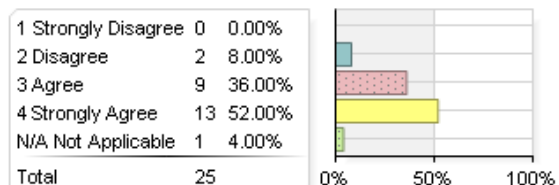
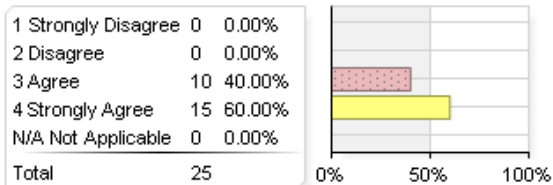
5. Grading in the course was fair and consistent.



6. Assignments were distributed fairly throughout the semester.



7. Graded assignments, tests, etc., were returned promptly. 8. Graded assignments included helpful comments from the instructor.

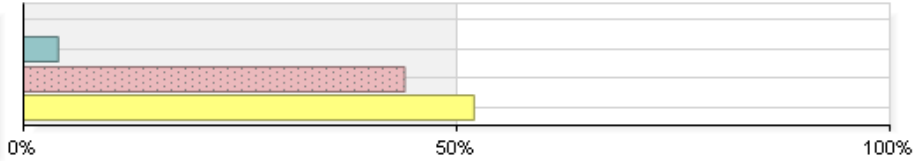


Course Items

Question	Course			Department (B&E Economics)			College (Business & Economics)			University		
	Mean	Response Count	Standard Deviation	Mean	Response Count	Standard Deviation	Mean	Response Count	Standard Deviation	Mean	Response Count	Standard Deviation
At the beginning of the course, the instructor outlined in reasonable detail course material and grading procedures.	3.68	25	0.48	3.51	1415	0.65	3.53	5461	0.62	3.50	62023	0.66
The textbook(s) contributed to my understanding of the subject.	3.52	25	0.59	3.20	1326	0.83	3.13	5022	0.86	3.14	51742	0.89
The assignments (supplemental reading, homework, reports, etc.) helped me to understand the subject.	3.44	25	0.58	3.45	1390	0.70	3.40	5306	0.72	3.35	60225	0.74
Examinations reflected what was taught in the course.	3.68	25	0.48	3.50	1378	0.68	3.42	5345	0.71	3.39	54207	0.73
Grading in the course was fair and consistent.	3.60	25	0.50	3.49	1401	0.70	3.48	5426	0.67	3.41	61554	0.74
Assignments were distributed fairly throughout the semester.	3.64	25	0.49	3.53	1400	0.64	3.50	5365	0.63	3.46	61041	0.67
Graded assignments, tests, etc., were returned promptly.	3.60	25	0.50	3.47	1395	0.69	3.48	5363	0.67	3.37	60425	0.76
Graded assignments included helpful comments from the instructor.	3.46	24	0.66	3.24	1322	0.83	3.14	4918	0.88	3.21	58078	0.86
Overall	3.58	-	0.53	3.42	-	-	3.39	-	-	3.35	-	-

Rate the overall value of this course.

1 Poor	0	0.00%
2 Fair	1	4.00%
3 Good	11	44.00%
4 Excellent	13	52.00%
Total	25	



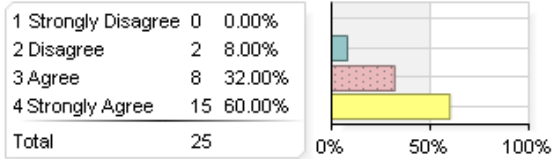
Question	Course			Department (B&E Economics)			College (Business & Economics)			University		
	Mean	Response Count	Standard Deviation	Mean	Response Count	Standard Deviation	Mean	Response Count	Standard Deviation	Mean	Response Count	Standard Deviation
Rate the overall value of this course.	3.48	25	0.59	3.30	1413	0.80	3.21	5474	0.83	3.20	62284	0.85

Please comment on the strengths and/or weaknesses of this course and suggest ways to improve it.

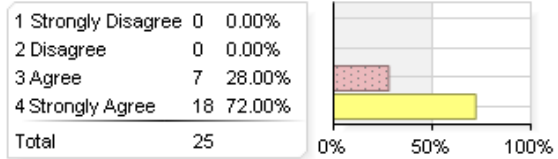
Comment
I liked it
I am really thankful that I happened to have Kevin as the teaching assistant or the "professor" of this course. I am usually not so great with Economics, mainly because it isn't of interest to me, however, the way Kevin presents the material has really helped this low ambition towards this subject. One way he does this is by relating the material to real world examples that we as students can readily and easily hold onto when exam time rolls around. He keeps your interest while teaching by doing this too.
The only weakness is sometimes his explanations can go so far into depth that it can become a bit confused but that's understandable and normal with a newer teacher.
This course is difficult as first, but it makes sense. You need to put in the effort to be successful.
the material is sufficient and keeps the class focused.
I learned a lot
Strengths- Informative Weaknesses- Fast
great teacher, although is not great at entering grades
The homeworks should have multiple attempts like the quizzes do.
I really loved this course, I plan on taking more economics courses and possibly majoring in it.
No weaknesses
Awesome course. Kevin was great. A lot of fun
Good course
I think that the information was distributed in a very good way and that the accompanying spiral helped as well. Lectures were useful and always provided useful information, I did not feel as if I had enrolled in a course that was a waste of my time.
Kevin was really door at catching our interests. He would use a lot of real world examples which helped me a lot. Great teacher.

Instructor Items (Instructor Kevin Allen)

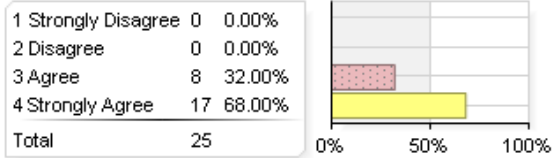
1. The instructor presented course material in an effective manner.



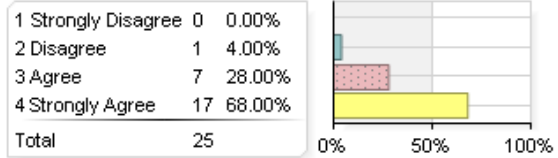
2. The instructor had a good knowledge of the subject matter.



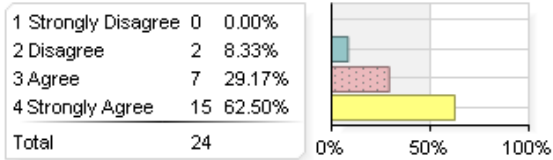
3. The instructor was available for consultation outside of class during office hours.



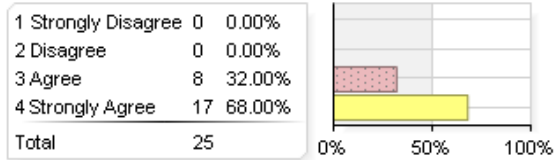
4. The instructor satisfactorily answered questions raised in class.



5. The instructor stimulated my interest in the subject.



6. The instructor encouraged student participation in class.

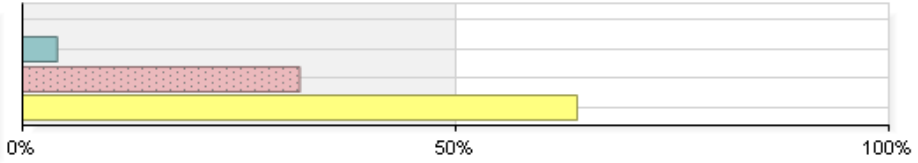


Instructor Items (Instructor Kevin Allen)

Question	Course			Department (B&E Economics)			College (Business & Economics)			University		
	Mean	Response Count	Standard Deviation	Mean	Response Count	Standard Deviation	Mean	Response Count	Standard Deviation	Mean	Response Count	Standard Deviation
The instructor presented course material in an effective manner.	3.52	25	0.65	3.47	1414	0.74	3.37	5451	0.79	3.37	75495	0.78
The instructor had a good knowledge of the subject matter.	3.72	25	0.46	3.73	1417	0.53	3.66	5433	0.57	3.62	75504	0.60
The instructor was available for consultation outside of class during office hours.	3.68	25	0.48	3.58	1369	0.60	3.54	5173	0.61	3.51	71703	0.64
The instructor satisfactorily answered questions raised in class.	3.64	25	0.57	3.57	1390	0.64	3.50	5295	0.68	3.46	74486	0.72
The instructor stimulated my interest in the subject.	3.54	24	0.66	3.39	1403	0.82	3.25	5411	0.90	3.23	74774	0.90
The instructor encouraged student participation in class.	3.68	25	0.48	3.53	1370	0.70	3.43	5247	0.75	3.44	73806	0.73

Rate the overall quality of teaching by Instructor Kevin Allen.

1 Poor	0	0.00%
2 Fair	1	4.00%
3 Good	8	32.00%
4 Excellent	16	64.00%
Total	25	



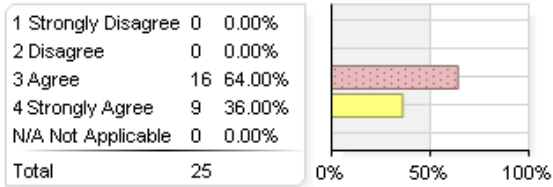
Question	Course			Department (B&E Economics)			College (Business & Economics)			University		
	Mean	Response Count	Standard Deviation	Mean	Response Count	Standard Deviation	Mean	Response Count	Standard Deviation	Mean	Response Count	Standard Deviation
Rate the overall quality of teaching by the instructor in this course (Instructor Kevin Allen).	3.60	25	0.58	3.45	1416	0.80	3.31	5479	0.86	3.31	77100	0.86

Please comment on the strengths and/or weaknesses of Kevin Allen and suggest ways to improve.

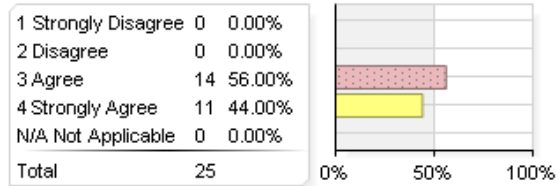
Comment
I liked it
I am really thankful that I happened to have Kevin as the teaching assistant or the "professor" of this course. I am usually not so great with Economics, mainly because it isn't of interest to me, however, the way Kevin presents the material has really helped this low ambition towards this subject. One way he does this is by relating the material to real world examples that we as students can readily and easily hold onto when exam time rolls around. He keeps your interest while teaching by doing this too.
The only weakness is sometimes his explanations can go so far into depth that it can become a bit confused but that's understandable and normal with a newer teacher.
First semester teaching this course, and I really enjoy the teaching style. Would recommend him to other students.
Very good at making different concepts understandable and interesting through examples
he keeps things interesting and relates examples to things like Taylor Swift and things that we, as students, might be interested in. He's also very good at coming up with additional examples for certain new material.
Very nice guy, seemed really knowledgeable on the content.
Help students understand better with more examples in life
Great professor, always seemed to know how to explain things very clearly.
Great lectures! Really good real life examples. Love the way he teaches. wonderful exam reviews that were really helpful. Cares that the students understand the material and always willing to slow down if people need help.
Best teacher I have had at UK.
He is always taking constructive criticism from students on how to teach better. He is very flexible with student schedules and it is obvious he wants everyone to pass the class.
NONE!
stay the same
Good course
The hour of the course explains the quietness and lack of people who showed up for class....don't take it personally, I thought you were an amazing teacher!
N/A
Awesome TA! Very easy to understand and makes class enjoyable for a late night class. He's funny and interacts with the students.

Learning Outcomes

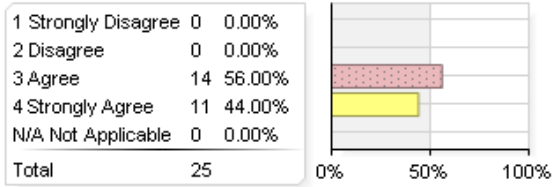
1. I learned to respect viewpoints different from my own.



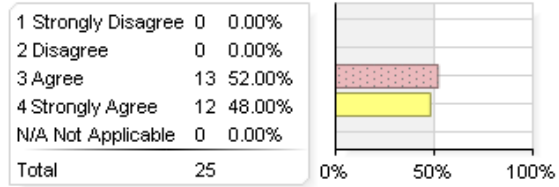
2. The course strengthened my ability to analyze and evaluate information.



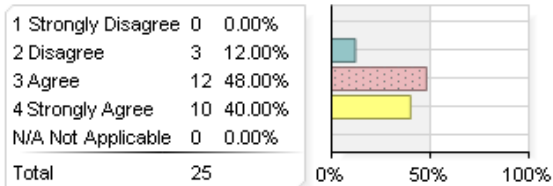
3. The course helped me to develop the ability to solve problems.



4. I gained an understanding of concepts and principles in this field.



5. The course stimulated me to read further in the area.



Question	Course			Department (B&E Economics)			College (Business & Economics)			University		
	Mean	Response Count	Standard Deviation	Mean	Response Count	Standard Deviation	Mean	Response Count	Standard Deviation	Mean	Response Count	Standard Deviation
I learned to respect viewpoints different from my own.	3.36	25	0.49	3.35	1217	0.65	3.27	4697	0.70	3.34	54635	0.69
The course strengthened my ability to analyze and evaluate information.	3.44	25	0.51	3.42	1391	0.65	3.36	5334	0.69	3.37	60061	0.70
The course helped me to develop the ability to solve problems.	3.44	25	0.51	3.41	1378	0.66	3.34	5287	0.70	3.32	58711	0.73
I gained an understanding of concepts and principles in this field.	3.48	25	0.51	3.47	1402	0.64	3.40	5403	0.69	3.41	61135	0.69
The course stimulated me to read further in the area.	3.28	25	0.68	3.22	1381	0.82	3.14	5338	0.88	3.15	60445	0.88

